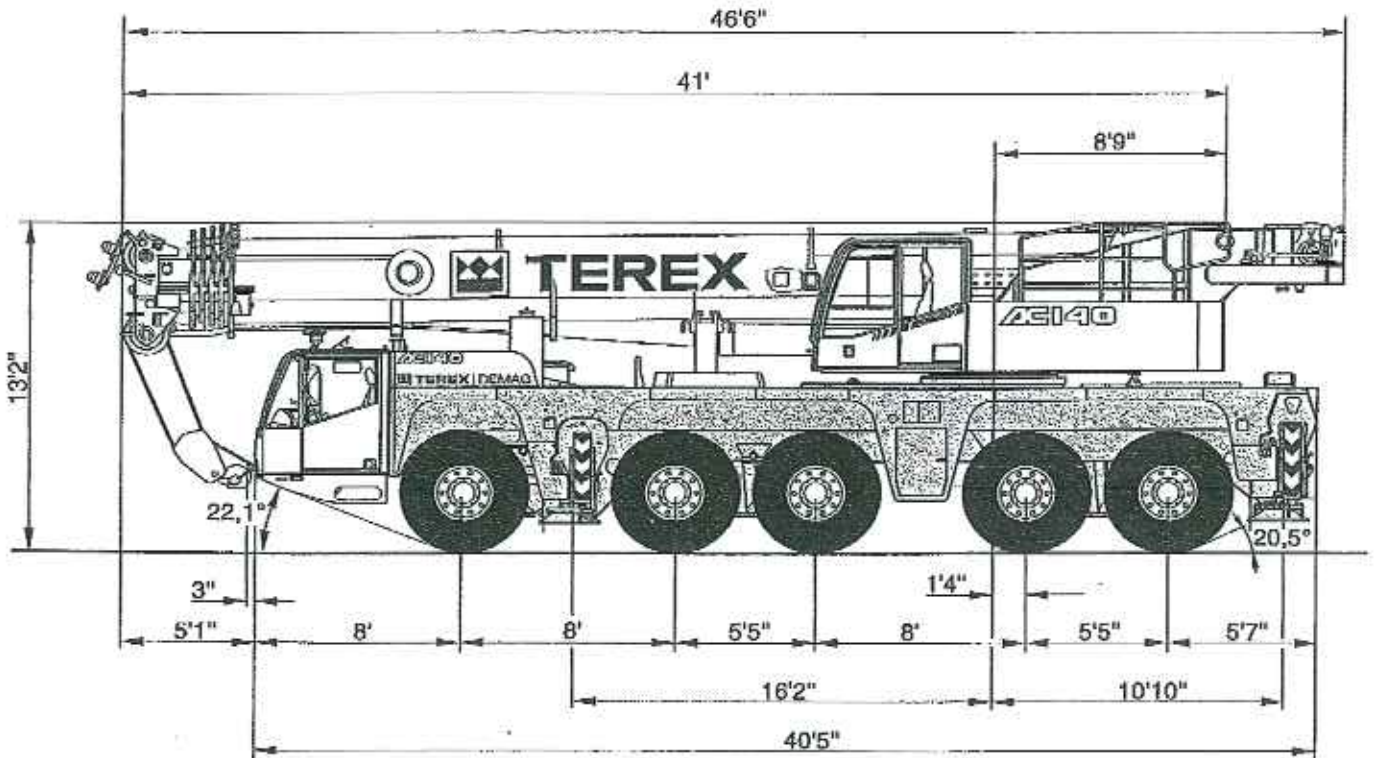
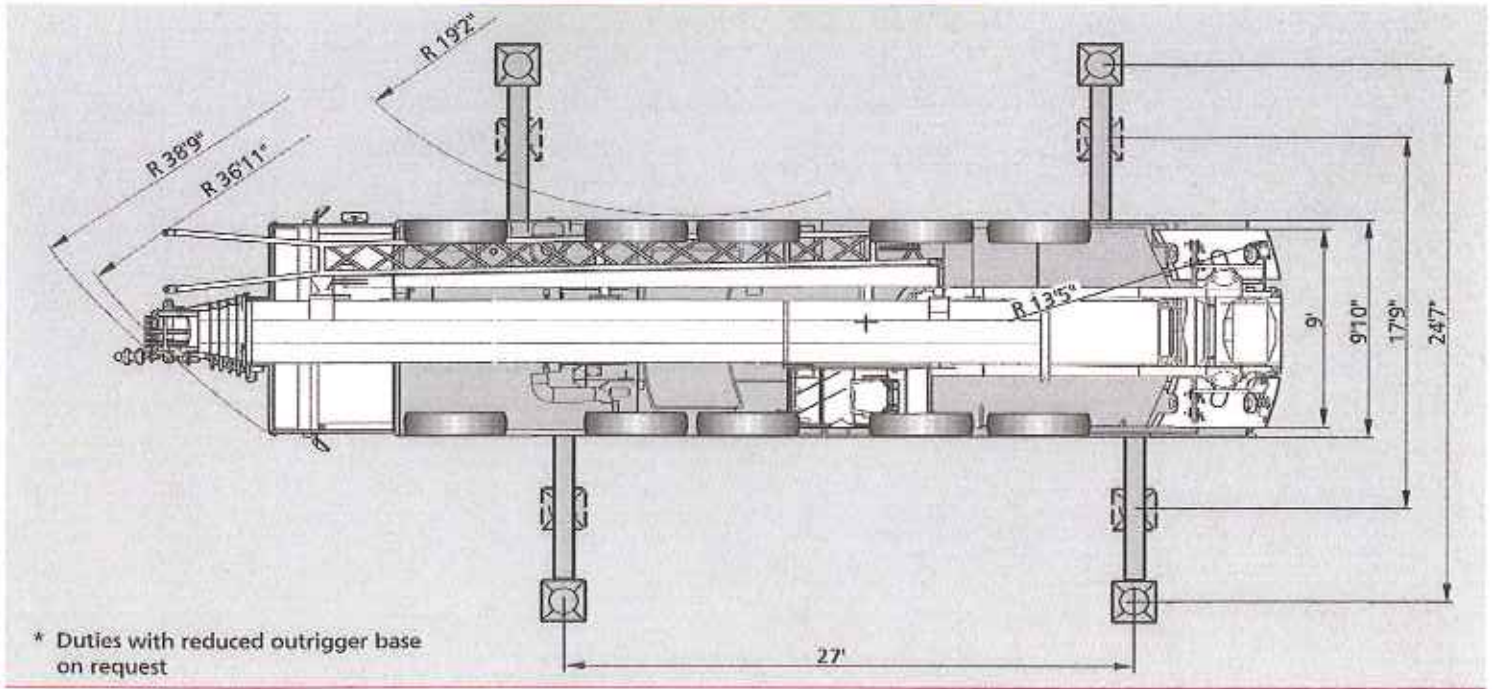
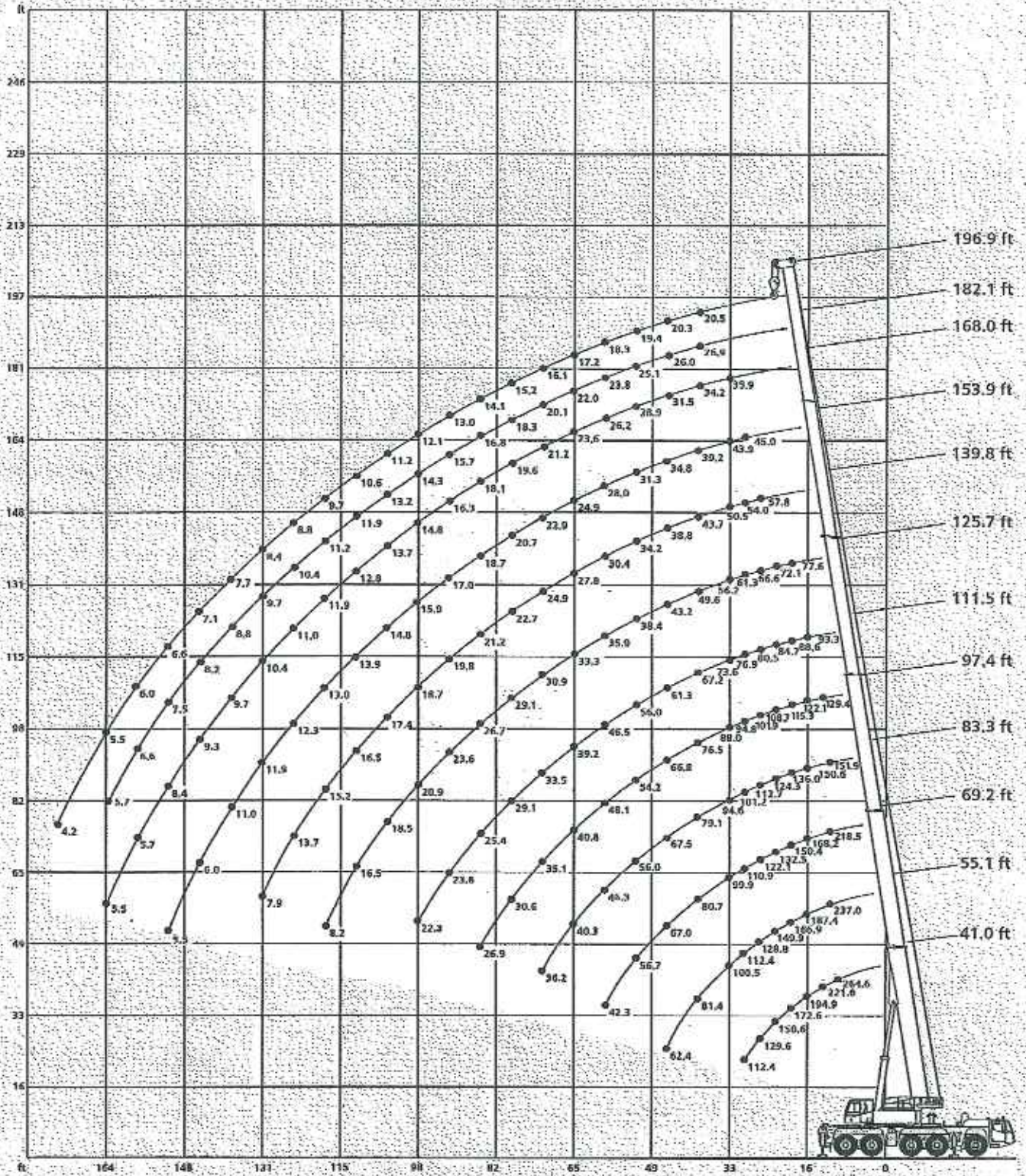
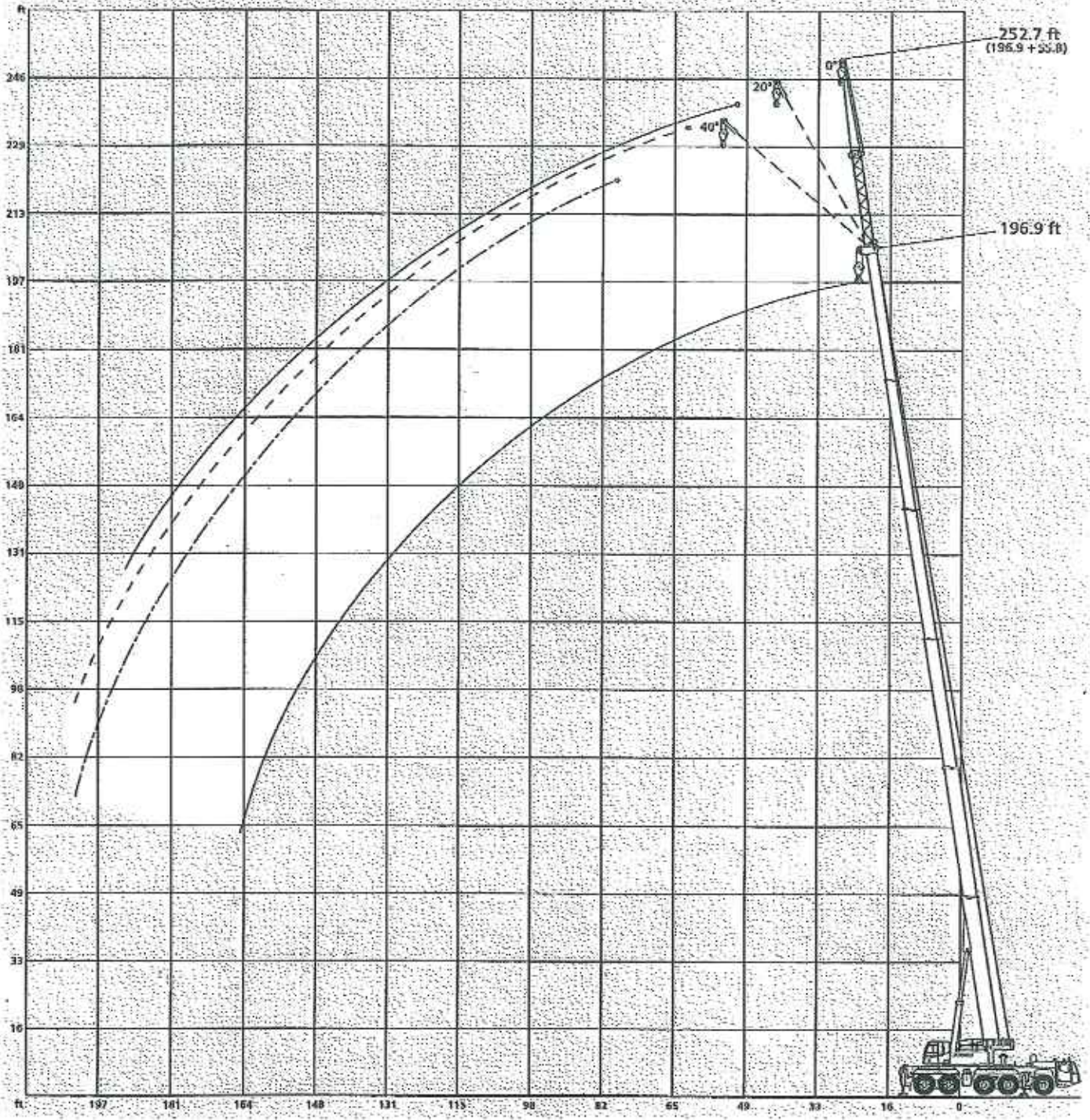




170 Ton
Terex-Demag AC140









170 Ton

86,000 lb Counterweight - Fully Extended Outriggers - 360 Degree Rotation

(All capacities are listed in pounds)

Radius (ft)	Boom Length (ft)												Radius (ft)	
	41	55	69	83	97	111	125	139	153	168	182	196		
10	264,600	237,000	218,500	151,900										10
12	238,100	223,800	203,900	145,500										12
13	221,600	213,400	189,600	166,200	129,400									13
15	207,700	199,500	178,800	158,300	125,700									15
16	194,900	187,400	168,200	150,600	122,100	93,300								16
20	172,600	166,900	150,400	136,000	115,300	88,600	77,600							20
23	150,600	149,900	132,500	124,300	108,700	84,700	72,100							23
26	129,600	128,800	122,100	112,700	101,900	80,500	66,600	57,800						26
30	112,400	112,400	110,900	101,200	94,800	76,900	61,300	54,000	45,000					30
33		100,500	99,900	94,600	88,000	73,600	56,200	50,500	43,900	35,900				33
39		81,400	80,700	79,100	76,500	67,200	49,600	43,700	39,200	34,200	26,900	20,500		39
46		62,400	67,000	67,500	66,800	61,300	43,200	38,800	34,800	31,500	26,000	20,300		46
53			56,700	56,000	54,200	56,000	38,400	34,200	31,300	28,900	25,100	19,400		53
59			42,300	46,300	48,100	46,500	35,900	30,400	28,000	26,200	23,800	18,300		59
66				40,300	40,800	39,200	33,300	27,800	24,900	23,600	22,000	17,200		66
72				36,200	35,100	33,500	30,900	24,900	22,900	21,200	20,100	16,100		72
79					30,600	29,100	29,100	22,700	20,700	19,600	18,300	15,200		79
85					26,900	25,400	26,700	21,200	18,700	18,100	16,800	14,100		85
92						23,600	23,600	19,800	17,000	16,300	15,700	13,000		92
98						22,300	20,900	18,700	15,900	14,800	14,300	12,100		98
105							18,500	17,400	14,800	13,700	13,200	11,200		105
112							16,500	16,500	13,900	12,800	11,900	10,600		112
118							8,200	15,200	13,000	11,900	11,200	9,700		118
125								13,700	12,300	11,000	10,400	8,800		125
131								7,900	11,900	10,400	9,700	8,400		131
138									11,000	9,700	8,800	7,700		138
144									6,000	9,300	8,200	7,100		144
151									5,500	8,400	7,500	6,600		151
158										5,700	6,600	6,000		158
164										5,500	5,700	5,500		164
177												4,200		177



170 Ton

86,000 lb Counterweight - Fully Extended Outriggers - 360 Degree Rotation

(All capacities are listed in pounds)

196' Main Boom

Radius (ft)	0 Degree Offset		20 Degree Offset				40 Degree Offset		Radius (ft)	
	29	55	29	55	29	55	29	55		
46	13,200								46	
53	13,200	8,600							53	
59	13,000	8,600			12,600				59	
66	12,300	8,400			12,100			11,900	66	
72	11,900	8,200			11,700	7,700		11,500	72	
79	11,500	7,900			11,200	7,500		11,000	79	
85	10,800	7,700			10,800	7,300		10,600	6,400	85
92	10,100	7,500			10,100	7,100		10,100	6,200	92
98	9,700	7,300			9,700	6,800		9,700	6,200	98
105	9,000	7,100			9,300	6,600		9,300	6,000	105
112	8,400	6,800			8,600	6,400		8,800	6,000	112
118	7,900	6,600			8,200	6,200		8,400	5,700	118
125	7,300	6,200			7,500	6,000		7,700	5,700	125
131	6,800	5,700			7,100	5,700		7,300	5,500	131
138	6,200	5,300			6,400	5,500		6,600	5,500	138
144	5,500	5,100			6,000	5,100		6,000	5,300	144
151	5,100	4,600			5,300	4,900		5,500	5,100	151
158	4,900	4,200			4,900	4,400		5,100	4,600	158
164	4,400	3,700			4,600	4,200		4,600	4,000	164
177	3,300	3,300			3,700	3,500		3,700	3,700	177
190	2,000	2,400			2,200	2,900		2,400	3,100	190
203						2,000			2,200	203